

HARDWARE

With both elegance and durability, our hardware makes the right first impression.

Exterior Handles

WINDSOR



TOWNSEND



CONTEMPORARY CURVE LEVER

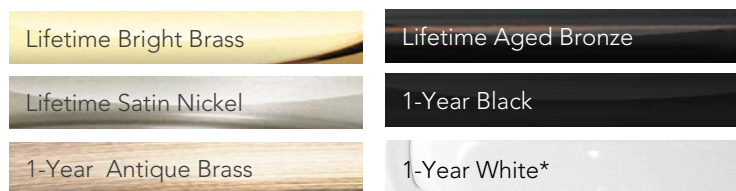


Interior Handle



Only for Windsor,
Townsend and
Contemporary Curve
(Interior handle finish
matches exterior handle)

AVAILABLE FINISHES



*Only available in Contemporary Curve Lever

PUSH BUTTON



201

Interior Handle



Only for Push Button
(201 & 202)

PULL HANDLE



182

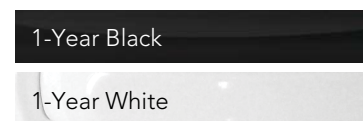
Interior Handle



Only for Push Button (192)
and Pull Handle

AVAILABLE FINISHES

Push Button/Pull Handle



HARDWARE FINISH AVAILABILITY						HARDWARE AVAILABILITY					
Exterior Handle Styles	LIFETIME Bright Brass	LIFETIME Satin Nickel	LIFETIME Aged Bronze	1-Year Antique Brass	1-Year White	1-Year Black	Spectrum™	Decorator™	Deluxe™	DuraGuard™	Superview™
Windsor	●	●	●	●		●	■	Standard	■	■	■*
Townsend	●	●	●	●		●	■	■	■	■	■*
Contemporary Curve	●	●	●	●	●	●	■	■	Standard †	Standard †	■*
Push Button (DH201 & DH202)					●	●			■	■	■*
Push Button (DH192)						●					■
Pull Handle					●	●					Standard †

● Interior handle finish matches exterior handle

■ Available as an option

† Standard color is black

* Not available on Superview Model 899

MORTISE HARDWARE

Mortise Hardware adds a special touch to your storm door with a solid brass handleset to suit your style. Our Multi-Point Mortise hardware conveniently allows you to use the same key for your storm door and your ProVia® entry door.

Satin Nickel Sierra Mortise Hardware

MULTI-POINT

SIERRA (SOLID BRASS MORTISE)



Sierra Interior

VENICE (SOLID BRASS MORTISE)



Venice Interior

(NOT recommended or warranted for coastal applications)

AVAILABLE FINISHES

Lifetime Bright Brass

10-Year Antique Brass

Lifetime Satin Nickel

Lifetime Aged Bronze



Our Mortise hardware features a multi-point locking system for added strength and security not found on typical consumer-grade storm door hardware.

HARDWARE FINISH AVAILABILITY

Exterior Handle Styles	LIFETIME Bright Brass	LIFETIME Satin Nickel	LIFETIME Aged Bronze	10-Year Finish Antique Brass
Sierra	●	●	●	●
Venice	●	●	●	●

HARDWARE AVAILABILITY

	Spectrum™	Decorator™	Deluxe™	DuraGuard™	Superview™
Sierra	Standard*	■	■	■	
Venice	■	■	■	■	

● Interior handle finish matches exterior handle

■ Available as an option

Mortise hardware requires a factory handleset prep and is not available on expander door

* Windsor Lever on pg. 152 is standard for Impact Shield regions

SINGLE-POINT

WESTGATE



Westgate Interior

Optional Single-Point Mortise hardware, offering enhanced security, durability and style over standard surface mounted hardware.

AVAILABLE FINISHES

Lifetime Bright Brass	Lifetime Aged Bronze
Lifetime Satin Nickel	1-Year Black
1-Year Antique Brass	



*Not available to be Keyed to entry door.
(NOT recommended or warranted for coastal applications)

CAMBRIDGE



Cambridge Interior

AVAILABLE FINISHES

Lifetime Bright Brass	Lifetime Aged Bronze
Lifetime Satin Nickel	1-Year Black
1-Year Antique Brass	1-Year White

HARDWARE FINISH AVAILABILITY							HARDWARE AVAILABILITY				
Exterior Handle Styles	LIFETIME Bright Brass	LIFETIME Satin Nickel	LIFETIME Aged Bronze	1-Year Antique Brass	1-Year White	1-Year Black	Spectrum™	Decorator™	Deluxe™	DuraGuard™	Superview™
Cambridge	●	●	●	●	●	●	■	■	■	■	
Westgate	●	●	●	●		●	■	■	■	■	

● Interior handle finish matches exterior handle
■ Available as an option
Mortise hardware requires a factory handleset prep and is not available on expander door

ACCESSORIES



FREEDOM PET DOOR

Factory Installed - Available on Flush Doors Only

- Solid aluminum construction with locking panel
- Soft single flap for tight weather seal
- White mitered aluminum frame
- See Price List pg. 187 for style availability
- Only available with heavy-duty closer, *Pet Door N/A with dual closers*

Medium: 8¼" x 12¼" opening for pets up to 40 lbs.

Large: 10¼" x 16¼" opening for pets up to 100 lbs.

X-Large: 13¾" x 23¾" opening for pets up to 220 lbs.


MAGAZINE & MAIL SLOT

Lifetime Bright Brass, Lifetime Satin Nickel and Lifetime Aged Bronze magazine and mail slots are available on 074, 079, 279, 374 and 379.



#079 Self-Storing with mail slot option

PIANO HINGE & BOTTOM EXPANDER



Anodized Brass piano hinge and Brass bottom expander



Satin Nickel piano hinge and bottom expander



Aged Bronze piano hinge and bottom expander

EASY-SET CLOSER

Our **air release system** features a continuous closing action without the delayed rebound action of previous generation closers.



Just a slight push on the cap and it'll stay open. Push door open further and it releases. Color matched to door.